

GCE

Chemistry B (Salters)

H433/03: Practical skills in chemistry

Advanced GCE

Mark Scheme for November 2020

OCR (Oxford Cambridge and RSA) is a leading UK awarding body, providing a wide range of qualifications to meet the needs of candidates of all ages and abilities. OCR qualifications include AS/A Levels, Diplomas, GCSEs, Cambridge Nationals, Cambridge Technicals, Functional Skills, Key Skills, Entry Level qualifications, NVQs and vocational qualifications in areas such as IT, business, languages, teaching/training, administration and secretarial skills.

It is also responsible for developing new specifications to meet national requirements and the needs of students and teachers. OCR is a not-for-profit organisation; any surplus made is invested back into the establishment to help towards the development of qualifications and support, which keep pace with the changing needs of today's society.















This mark scheme is published as an aid to teachers and students, to indicate the requirements of the examination. It shows the basis on which marks were awarded by examiners. It does not indicate the details of the discussions which took place at an examiners' meeting before marking commenced.

All examiners are instructed that alternative correct answers and unexpected approaches in candidates' scripts must be given marks that fairly reflect the relevant knowledge and skills demonstrated.

Mark schemes should be read in conjunction with the published question papers and the report on the examination.

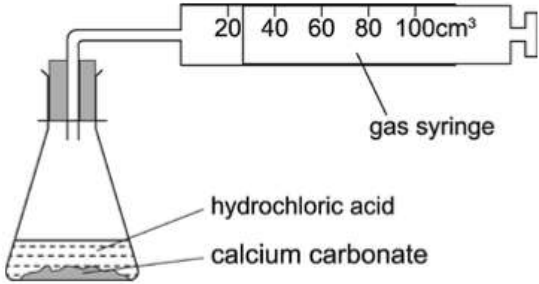
© OCR 2020

Annotations

Annotation	Meaning
	Correct response
	Incorrect response
	Omission mark
	Benefit of doubt given
	Contradiction
	Rounding error
	Error in number of significant figures
	Error carried forward
	Level 1
	Level 2
	Level 3
	Benefit of doubt not given
	Noted but no credit given
	Ignore

Abbreviations, annotations and conventions used in the detailed Mark Scheme (to include abbreviations and subject-specific conventions).

Annotation	Meaning
DO NOT ALLOW	Answers which are not worthy of credit
IGNORE	Statements which are irrelevant
ALLOW	Answers that can be accepted
()	Words which are not essential to gain credit
—	Underlined words must be present in answer to score a mark
ECF	Error carried forward
AW	Alternative wording
ORA	Or reverse argument

Question		Answer	Mark	AO element	Guidance
1	(a)	sodium $2s^2 2p^6 3s^1$ ✓ magnesium ion $2s^2 2p^6$ ✓	2	1.1 x2	must be correct order and lower case
1	(b)	<p><i>Please refer to the marking instructions on page 4 of this mark scheme for guidance on how to mark this question.</i></p> <p>Give some credit for thermal decomposition/stability but only to level 1 (1 – 2 marks)</p> <p>Level 3 (5 – 6 marks) Describes full procedure (words or diagram) with most fine detail. AND Describes in full how the results should be interpreted, with most fine detail.</p> <p><i>There is a well-developed line of reasoning which is clear and logically structured. The information presented is relevant and substantiated.</i></p> <p>Level 2 (3 – 4 marks) Describes full procedure (words or diagram) with most fine detail. OR Describes the procedure with some fine detail omitted. AND Describes in how the results should be interpreted, with some fine detail omitted.</p> <p><i>There is a line of reasoning presented with some structure. The information presented is relevant and supported by some evidence.</i></p>	6	3.1 3.2 x2 3.3 3.4 x2	<p>indicative scientific points may include:</p>  <p>Procedure AO3.3/4 (could all be from diagram and labels)</p> <ul style="list-style-type: none"> • apparatus as above (or collection over water) • Use of at least three named Group 2 carbonates • Add (hydrochloric) acid to carbonate flask or vice versa <p><i>Fine detail:</i></p> <ul style="list-style-type: none"> • rapid stoppering of flask after adding acid. • same concentration of acid • same volume of acid • same amount and particle size of carbonate • accept mass <p>Results and interpretation: AO3.1/2 either</p> <ul style="list-style-type: none"> • measure time to collect a certain volume of gas • shorter time means faster rate <p><i>fine detail</i></p> <ul style="list-style-type: none"> • volume to collect is specified

Question		Answer	Mark	AO element	Guidance
		<p>Level 1 (1 – 2 marks) Describes procedure and interpretation of results with no fine detail. OR Describes the procedure with some fine detail omitted. OR Describes in how the results should be interpreted, with some fine detail omitted.</p> <p><i>There is an attempt at a logical structure with a line of reasoning. The information is in the most part relevant and correct.</i></p> <p>Level 0 (no marks) No response or no response worthy of credit</p>			<ul style="list-style-type: none"> rate is proportional to 1/time (subsumes second point) relating times/rates to trend down group <p>or</p> <ul style="list-style-type: none"> plot graph of volume against time gradient shows rate <p><i>fine detail</i></p> <ul style="list-style-type: none"> sketch of graph gradient at origin relating rates to trend down group
1	(c) i	heating until there is no further change to mass ✓	1	1.1	Ideas around mass doesn't change/remains constant/to constant mass
	ii	<p>mass of CO₂ lost = 2.09 g so moles of CO₂ = 2.09/44 = 0.0475 ✓</p> <p>4.00g of MCO₃ = 0.0475 moles mass of 1 mole = 4.00/0.0477 = 84.2(105..) ✓</p> <p>OR 1.91 g of MgO = .0475 mol Mass of 1 mol = 40.2 g</p> <p>mass of M = 84.2 – 60 (or 40.2 – 16) = 24.2 so M is magnesium/Mg ✓</p>	3	3.1 3.1 3.2	<p>Some CORRECT working must be shown to score marks</p> <p>It is possible to answer this question using an algebraic method.....</p> <p>as mols of carbonate and oxide formed are the same $\frac{4.00}{(x + 60)} = \frac{1.91}{(x + 16)}$ giving 2.09x = 50.6 x = 24/Mg</p> <p>ALSO if Mg assumed only the use of 24 gives same number of moles of oxide as carbonate</p> <p>Only scores last mark if method correct</p>

Question		Answer	Mark	AO element	Guidance
1	d	$\Delta_x H$ Lattice enthalpy ✓ $\Delta_y H$ hydration enthalpies of cation + anion/ions in the solvent ✓	2	1.2 x2	ALLOW LE and Hyd as abbreviations ALLOW solvation energy must be for both cation and anion OR ions
	e	More reactive is correct but not reason/ reactivities have nothing to do with it ✓ (Student B is correct): barium has lower charge density(ora) / Ba^{2+} is larger than Ca^{2+} ✓ attracts water molecules less (ora) ✓ less energy released (AW) (ora) ✓	4	3.1 3.2 3.2 2.1	Look for "it isn't the reason / not reason"
Total			18		

Question			Answer	Mark	AO element	Guidance
2	(a)	(i)	unsaturated...C=C / CC double bonds ✓ cisadjacent parts of chain next to each other around double bond (AW) ✓	2	1.1 x 2	i.e. avoids giving mark for C=O ALLOW π bonds in chains NOT just double bonds ALLOW H's/groups on same side/AW NOT in same 'plane'
2	(a)	ii	instantaneous dipole – induced dipole between (non-polar) chains ✓ permanent dipole-permanent dipole between C=O/C–O bonds (AW) ✓	2	2.1 x2	ALLOW both types of bond with inadequate locations for 1 mark NOT id-id? NOT pd-pd, unless correct term has to be used once; then allow pd
		(iii)	(Chains in) Structure A pack better/closer together/more;points of contact ✓ Stronger imb / id-id✓ More energy/ higher temperature required to break bonds ✓	3	2.5 x 3	ORA throughout. AW close enough No need to specify but for example H bonding would be a CON . ALLOW id-id. NOT fewer bonds
2	(b)	i	solvent for ester/(organic) product formed ✓	1	2.3	
		ii	Removes/neutralises acid (impurity) ✓	1	1.2	ALLOW reacts with acid
		iii	removes water/dries/dehydrates the mixture ✓	1	1.2	
		iv	(about) boiling point of ester / cyclohexane boils off before ester ✓	1	2.7	So methyl benzoate is the only product/substance collected.. ALLOW only pure product.

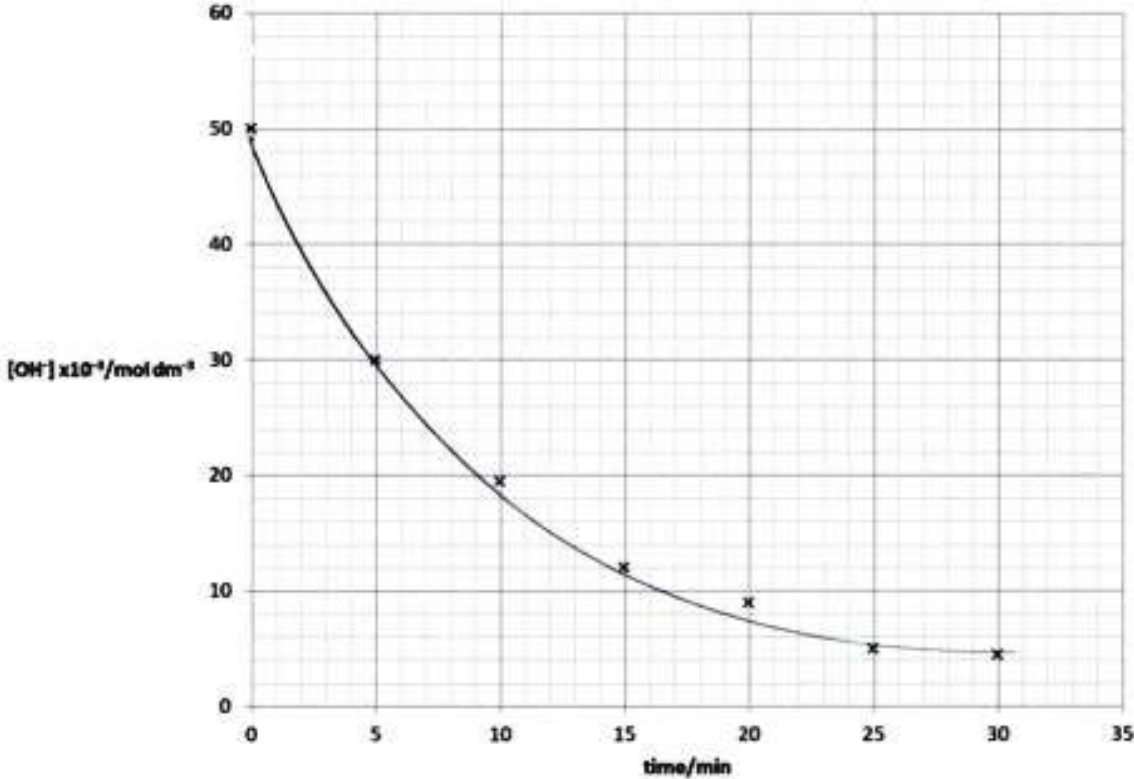
Question		Answer	Mark	AO element	Guidance
	(c)	<p>FIRST CHECK ANSWER ON THE ANSWER LINE If answer = 61(%) award 4 marks</p> <p>8.0g of benzoic acid is $8.00/122 = 0.066$ moles ✓</p> <p>100% conversion gives $0.066 \times 136 = 8.976$g ✓</p> <p>% yield is $5.46/8.92 \times 100 = 61.2 / 60.8$ ✓</p> <p>two sf = 61(%) ✓</p>	4	<p>2.6 x2</p> <p>2.8 x2</p>	<p>ecf on values</p> <p>actual values depend on when rounding done</p> <p>OR mol ester = $5.46/136 = 0.04$</p> <p>OR % = $0.04 \times 100 / 0.066 = 60.6$</p>
		Total	15		

Question		Answer	Mark	AO element	Guidance
3	(a)	<p>FIRST CHECK ANSWER ON THE ANSWER LINE If answer = -1520 / -1518 (kJmol⁻¹) award 3 marks</p> <p>$q = mc\Delta T = 100 \times 4.18 \times 11.5 = 4807 \text{ (J)} \checkmark$</p> <p>moles of fuel burnt = $0.19/60 = 0.00317 / 0.00316 \checkmark$</p> <p>enthalpy change per mole = $4807/0.00317 = -1520 / -1518 \text{ (kJmol}^{-1}\text{)} \checkmark$</p>	3	2.8x3	<p>ALLOW 2 or more sf, rounding in different steps</p> <p>ALLOW 4.2</p> <p>negative sign needed for final mark</p>
	(b)	i	2	3.3 x 2	
		ii	1	3.4	<p>ALLOW minimising distance between flame and can</p> <p>“lid” alone is enough</p>

Question		Answer	Mark	AO element	Guidance
(c)	i	$ \begin{array}{ccccccc} & \text{H} & & \text{H} & & \text{H} & \\ & & & & & & \\ \text{H} & - \text{C} & - & \text{C} & - & \text{C} & - \text{O} - \text{H} \\ & & & & & & \\ & \text{H} & & \text{H} & & \text{H} & \\ & & & & & & \text{propan-1-ol} \\ & & & & & & \checkmark \end{array} $ $ \begin{array}{ccccccc} & \text{H} & & \text{H} & & \text{H} & \\ & & & & & & \\ \text{H} & - \text{C} & - & \text{C} & - & \text{C} & - \text{H} \\ & & & & & & \\ & \text{H} & & \text{O} & & \text{H} & \\ & & & & & & \\ & & & \text{H} & & & \\ & & & & & & \text{propan-2-ol} \end{array} $	1	1.2	
	ii	<p>(average) bond enthalpies give energy required/given out to break/form a particular bond ✓</p> <p>same number <u>and</u> type of bonds (broken and formed) ✓</p> <p>energy given out when new bonds form greater than energy taken in to break old bonds ✓</p>	3	1.2 2.1 2.1	ALLOW listing of all the bonds (broken and made)
Total			10		

Question	Answer	Mark	AO element	Guidance
4 (a)	<p><i>Please refer to the marking instructions on page 4 of this mark scheme for guidance on how to mark this question.</i></p> <p>Level 3 (5 – 6 marks) Detailed procedure given on how to sample, quench and titrate. AND A detailed method for how to calculate the data in Table 4.1.</p> <p><i>There is a well-developed line of reasoning which is clear and logically structured. The information presented is relevant and substantiated.</i></p> <p>Level 2 (3 – 4 marks) Outline procedure given on how to sample, quench and titrate. OR Detailed procedure given for either sample OR quench OR titrate, with a second procedure given in outline. OR Detailed procedure given for either sample OR quench OR titrate. AND A detailed method for how to calculate the data in Table 4.1.</p> <p><i>There is a line of reasoning presented with some structure. The information presented is relevant and supported by some evidence.</i></p> <p>Level 1 (1 – 2 marks) Outline procedure given on how to sample OR quench OR titrate. OR An outline method for how to calculate the data in Table 4.1.</p> <p><i>There is some attempt at a logical structure with a line of reasoning. The information present is in the most part relevant.</i></p>	6	3.3 x2 3.4 x3 2.8 x2	<p>indicative scientific points may include:</p> <p>Sampling and quenching reaction</p> <ul style="list-style-type: none"> • extract fixed volume of reaction mixture at regular time intervals • use a graduated/ volumetric pipette • one method of quenching reaction, eg: <ul style="list-style-type: none"> ○ rapid cool by adding to ice ○ add to large volume of water ○ adding to a fixed volume of excess acid of known concentration <p>Titration either:</p> <ul style="list-style-type: none"> • titrate sample with acid e.g hydrochloric acid • standard solution of acid <p>OR</p> <ul style="list-style-type: none"> • back titrate using standard solution of sodium hydroxide • standard solution of NaOH

Question	Answer	Mark	AO element	Guidance
	<p>Level 0 (no marks) <i>No response or no response worthy of credit</i></p>			<ul style="list-style-type: none"> • In both cases a suitable acid base indicator must be used • colour change at end-point • drop by drop near end point <p>Calculation (2.8)</p> <ul style="list-style-type: none"> • $c_1V_1 = c_2V_2$ • c_1 is conc of acid and c_2 is unknown $[\text{OH}^-]$ • V_1 is titre and V_2 is pipette volume

Question	Answer	Mark	AO element	Guidance
(b) i	 <p data-bbox="286 1054 510 1086">points ✓ best fit ✓</p>	2	2.8 x 2	<p data-bbox="1720 244 2130 276">points Allow +/- half squares</p> <p data-bbox="1720 308 2130 371">best fit ALLOW Any sensible curve even those hand drawn!</p>
	<p data-bbox="286 1161 987 1225">ii 7min and 7.5min / readings based on student graph ✓ working on graph ✓</p>	2	2.4 x 2	<p data-bbox="1720 1161 2114 1193">ALLOW ecf on <u>student graph</u></p>
	<p data-bbox="286 1230 1301 1262">iii must be overall order because both concentrations are decreasing with time ✓</p> <p data-bbox="286 1294 869 1326">first order because half-lives / $t_{1/2}$ are same ✓</p>	2	2.7 1.2	<p data-bbox="1720 1294 2085 1326">Mark separately from (b)(ii)</p>

Question			Answer	Mark	AO element	Guidance
		iv	rds is slowest step in mechanism ✓ mechanism B has only one 'species' in the first step / If second step were rds, kinetics would be second order ✓	2	3.1 3.2	
	(c)	i	first order wrt each ✓ quintupling OH ⁻ conc. (with haloalkane constant) quintuples rate and when haloalkane conc. doubled rate doubles (with OH ⁻ constant) ✓	2	2.8 x 2	
		ii	Rate = k[1-bromobutane][OH ⁻] ✓	1	2.4	ALLOW ecf from (c)(i) ALLOW a formula instead of '1-bromobutane' ALLOW bromobutane
Total				17		

OCR (Oxford Cambridge and RSA Examinations)
The Triangle Building
Shaftesbury Road
Cambridge
CB2 8EA

OCR Customer Contact Centre

Education and Learning

Telephone: 01223 553998

Facsimile: 01223 552627

Email: general.qualifications@ocr.org.uk

www.ocr.org.uk

For staff training purposes and as part of our quality assurance programme your call may be recorded or monitored